

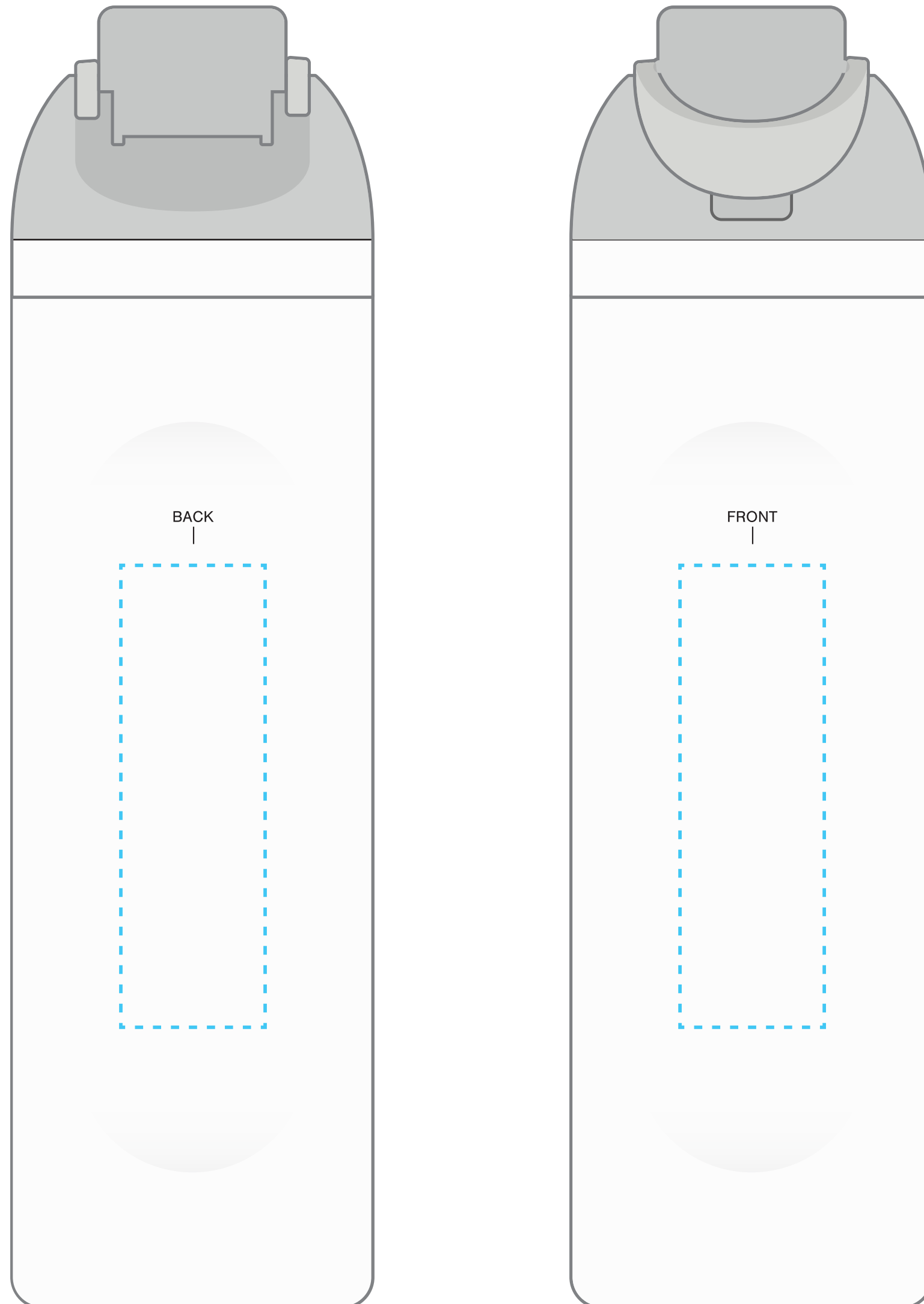
# SCREENPRINT

IMPRINT AT 100%

## INSTRUCTIONS:

1. OPEN TEMPLATE IN ADOBE ILLUSTRATOR OR YOUR PREFERRED GRAPHICS EDITOR.
2. PLACE ARTWORK IN DESIGNATED AREA.
3. SUBMIT YOUR FINAL DESIGN TO OUR VIRTUAL TEAM FOR MOCKUPS OR DIRECTLY TO OUR ORDER PROCESSING TEAM FOR PROOFS.

**\*\*CIRCLES/SQUARES WILL WARP ON TAPERED ITEM\*\***



## 24 OZ OWALA FREESIP

Price includes one side/location. Each side/location will incur additional setup and run charges.

**AVAILABLE IMPRINT AREA** = 4" h x 1.25" w PER SIDE/LOCATION

## NOT A PROOF — FOR CONCEPT PURPOSES ONLY

DESIGNATE PMS# TO CORRESPONDING COLOR #. USE PMS COLORS AND OUTLINE ANY FONTS BEFORE SUBMITTING WITH YOUR ORDER.

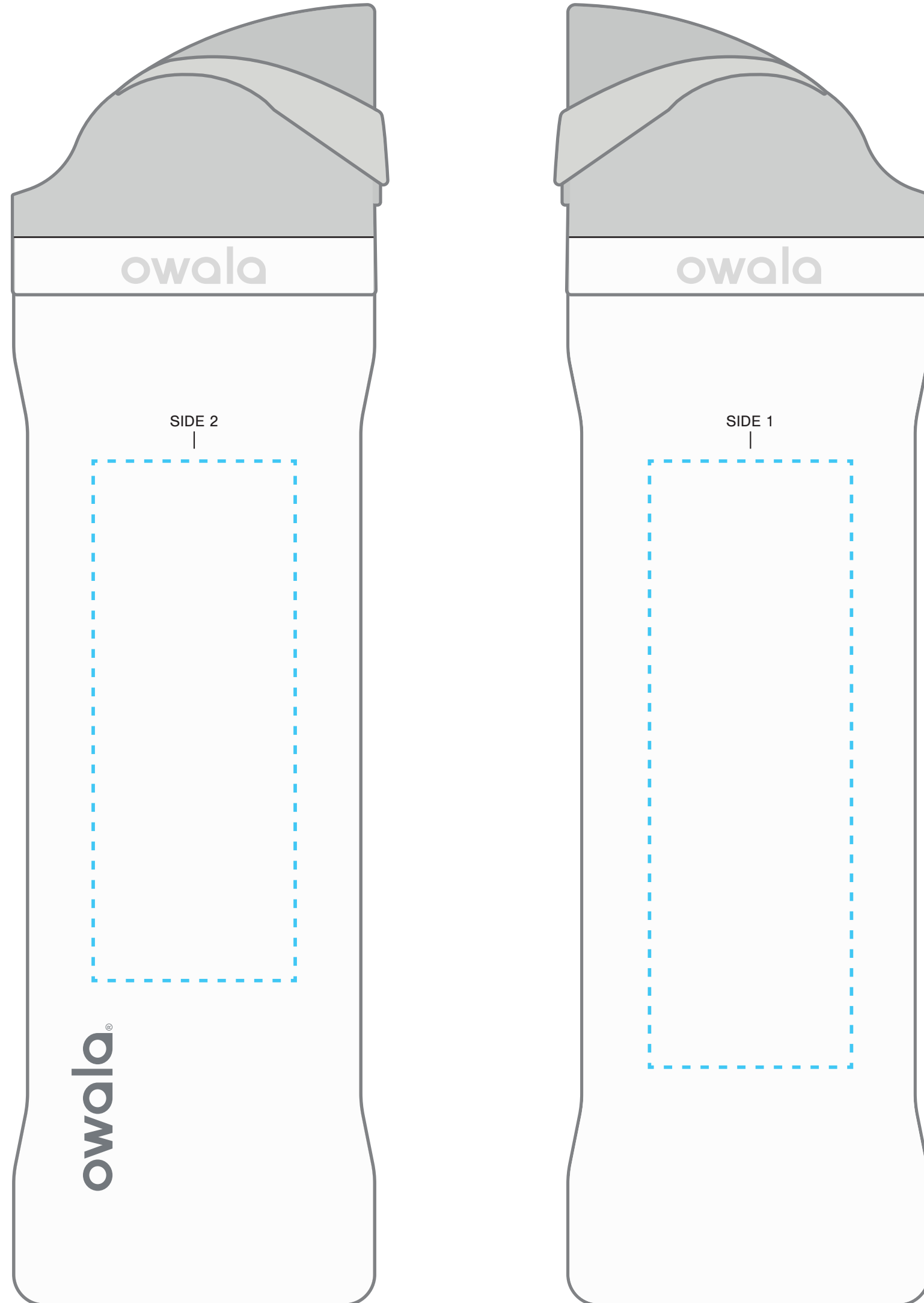
# SCREENPRINT

IMPRINT AT 100%

## INSTRUCTIONS:

1. OPEN TEMPLATE IN ADOBE ILLUSTRATOR OR YOUR PREFERRED GRAPHICS EDITOR.
2. PLACE ARTWORK IN DESIGNATED AREA.
3. SUBMIT YOUR FINAL DESIGN TO OUR VIRTUAL TEAM FOR MOCKUPS OR DIRECTLY TO OUR ORDER PROCESSING TEAM FOR PROOFS.

**\*\*CIRCLES/SQUARES WILL WARP ON TAPERED ITEM\*\***



## 24 OZ OWALA FREESIP

Price includes one side/location. Each side/location will incur additional setup and run charges.

**PRIMARY AVAILABLE IMPRINT AREA** = 5.25" h x 1.75" w PER SIDE/LOCATION

**SECONDARY AVAILABLE IMPRINT AREA** = 4.5" h x 1.75" w PER SIDE/LOCATION

## NOT A PROOF — FOR CONCEPT PURPOSES ONLY

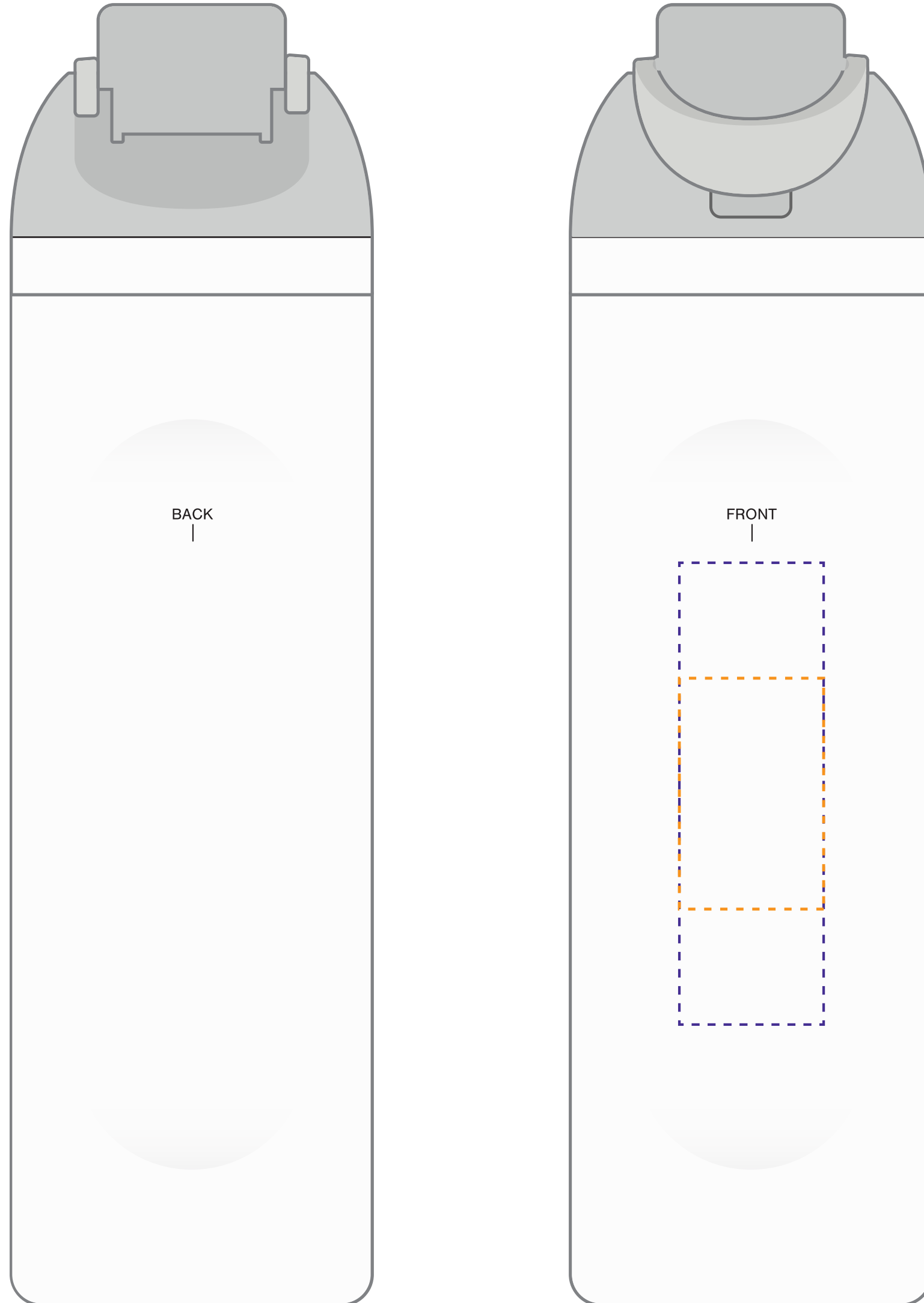
DESIGNATE PMS# TO CORRESPONDING COLOR #. USE PMS COLORS AND OUTLINE ANY FONTS BEFORE SUBMITTING WITH YOUR ORDER.

**INSTRUCTIONS:**

1. OPEN TEMPLATE IN ADOBE ILLUSTRATOR OR YOUR PREFERRED GRAPHICS EDITOR.
2. PLACE ARTWORK IN DESIGNATED AREA.
3. SUBMIT YOUR FINAL DESIGN TO OUR VIRTUAL TEAM FOR MOCKUPS OR DIRECTLY TO OUR ORDER PROCESSING TEAM FOR PROOFS.

**\*\*CIRCLES/SQUARES WILL WARP ON TAPERED ITEM\*\***

**\*\*LASERX NOT AVAILABLE ON STAINLESS ITEMS.\*\***



**24 OZ OWALA FREESIP**

Price includes one side/location. Each side/location will incur additional setup and run charges.

**LASERX AVAILABLE IMPRINT AREA** = 2" h x 1.25"w PER SIDE/LOCATION

**LASERX+ AVAILABLE IMPRINT AREA** = 4" h x 1.25" w

**NOT A PROOF — FOR CONCEPT PURPOSES ONLY**

OUTLINE ANY FONTS BEFORE SUBMITTING WITH YOUR ORDER.

# LaserX

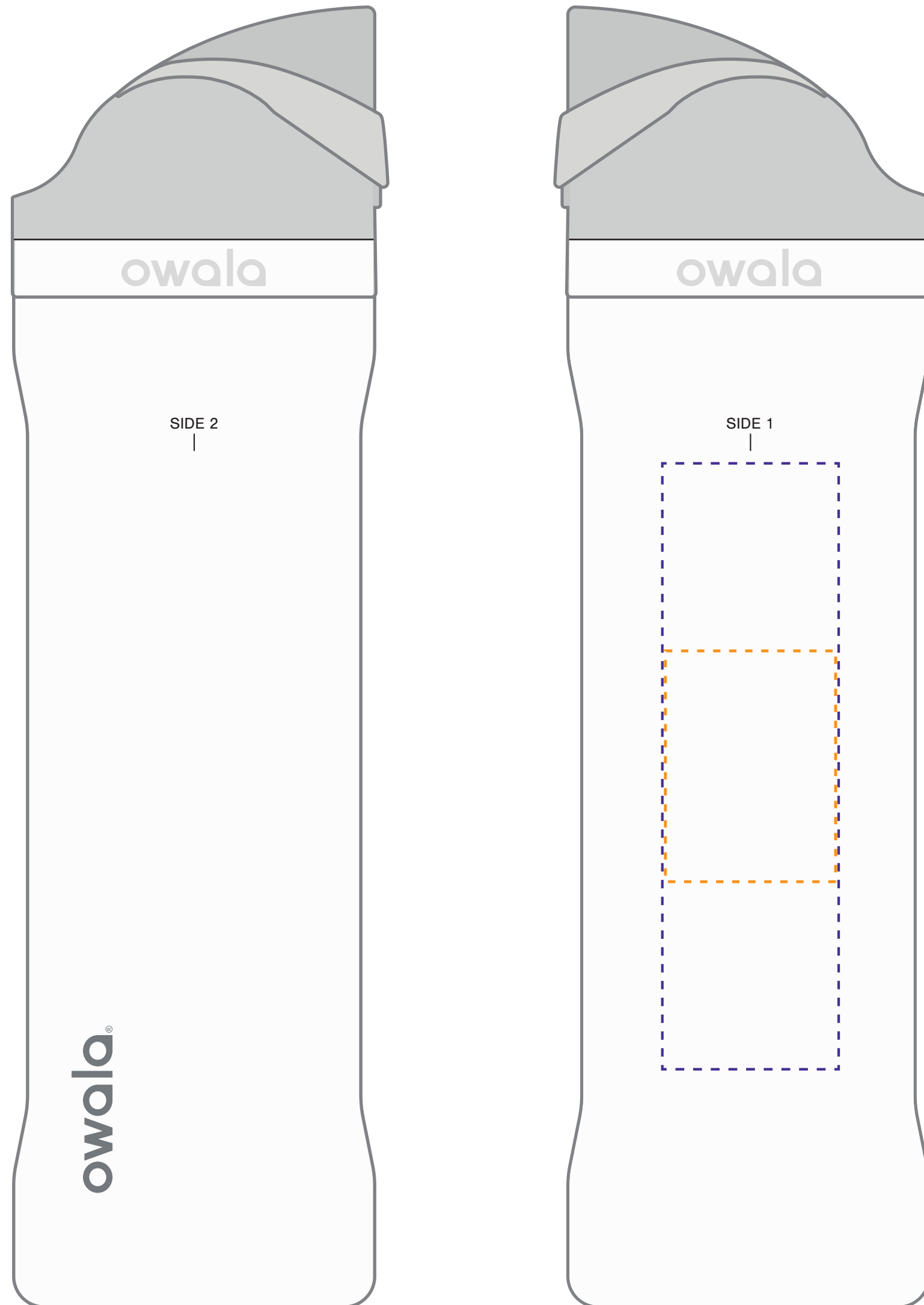
IMPRINT AT 100%

## INSTRUCTIONS:

1. OPEN TEMPLATE IN ADOBE ILLUSTRATOR OR YOUR PREFERRED GRAPHICS EDITOR.
2. PLACE ARTWORK IN DESIGNATED AREA.
3. SUBMIT YOUR FINAL DESIGN TO OUR VIRTUAL TEAM FOR MOCKUPS OR DIRECTLY TO OUR ORDER PROCESSING TEAM FOR PROOFS.

**\*\*CIRCLES/SQUARES WILL WARP ON TAPERED ITEM\*\***

**\*\*LASERX NOT AVAILABLE ON STAINLESS ITEMS.\*\***



## 24 OZ OWALA FREESIP

Price includes one side/location. Each side/location will incur additional setup and run charges.

**LASERX AVAILABLE IMPRINT AREA** = 2" h x 1.5"w PER SIDE/LOCATION

**LASERX+ AVAILABLE IMPRINT AREA** = 5.25" h x 1.5" w

**NOT A PROOF — FOR CONCEPT PURPOSES ONLY**

OUTLINE ANY FONTS BEFORE SUBMITTING WITH YOUR ORDER.